


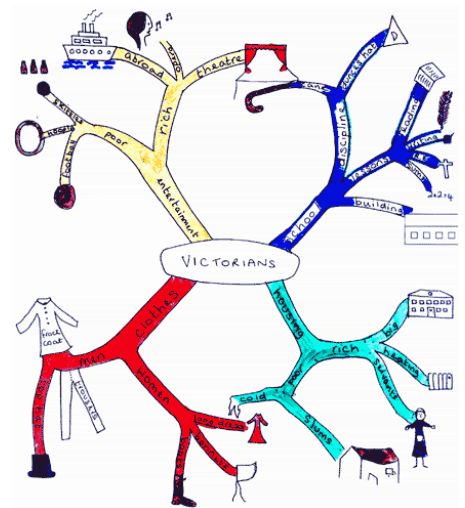
Speech and Language Therapy Activities

Expressive Language

Strategies to strengthen vocabulary

Strategies to encourage your child to use

- Encourage your child to use mind maps at the beginning and ends of topics in class to help them demonstrate what they know about a topic and organise the vocabulary words associated with it
- Encourage your child to keep a vocabulary book of new vocabulary words they have learnt during the day. They can then look back through the book at the end of the day to remind them of the words. It may be more difficult for your child to remember and learn new vocabulary so it is important they practise using the words (for example in different contexts) and the words are meaningful (use a mind map with pictures to help)
- Encourage your child to try and describe the word if they cannot remember the exact name, they could also provide semantic and phonological information (see below) such as what it does, similar words, the sound it begins with
- Encourage your child to ask for help if they are unsure of a word. This will help you identify words which may need additional practise.



Strategies your child can use with your help

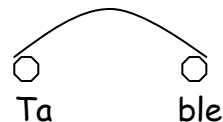
- Help your child develop an understanding of words (both new and known) and their relationships with other words (semantic knowledge):
 - Select pictures or objects for the items of vocabulary which are being taught (up to 10 at a time) or use opportunities as they arise. Name the object or picture and together explore it by thinking about the following questions:
 - Can you describe it (description)
 - What does it do (function)
 - What else can you do with it (verb/function)
 - Where might you find it (location)
 - What group does it belong to (category)
 - What else is it like (similarity)
 - What else does it make you think of (think of up to 5 examples)



- Help your child develop their knowledge about the structure of the word (phonological awareness) as this can also be effective at strengthening a child's vocabulary. This can be a good activity during literacy lessons.
 - Discuss the following:
 - Is it a short or long word (length)
 - What sound does it start with (initial)
 - Can you think of other sounds in the word (other sounds)
 - Can you think of a word it rhymes with (rhyme)
 - Can you clap out how many syllables it has (rhythm)



Table



- Talk about strategies with your child. Identify the ones that they find most useful. Gradually encourage them to use the strategies themselves so they are able to cue themselves in rather than be dependent on an adult to ask them questions or to give prompts.